




stage accompany



# Friend F7

In this documentation you will find information about:

- Description
- Placement
- Connection
- Options
- Mounting system
- Dynamic Damping Control™
- Recommendation
- Technical specifications

## Description

The F7 is a compact full-range monitor, with double 5" woofer, in combination with a high-power soft-dome tweeter, in a trapezoidal cabinet. The components are mounted in a "d'Appolito" configuration, for a stable and consistent sound field. It is recommended for applications where medium output, high-quality reinforcement is needed. The rugged birch housing and the Protecture™ finish, together with the multiple mounting options make the F7 also ideal for "mobile use" (speech).

## Placement

The F7 can be placed standing on the floor, a shelf, platform, stand, etc. or can be mounted on the wall or ceiling. For optimum response, always make sure there are no obstructions in front of the cabinet and that the cabinet is projected ("aimed") at the listening position. Please note that bass response may vary with the position of the cabinet, through "acoustic coupling" (floor, ceiling, wall reflections

## Connection

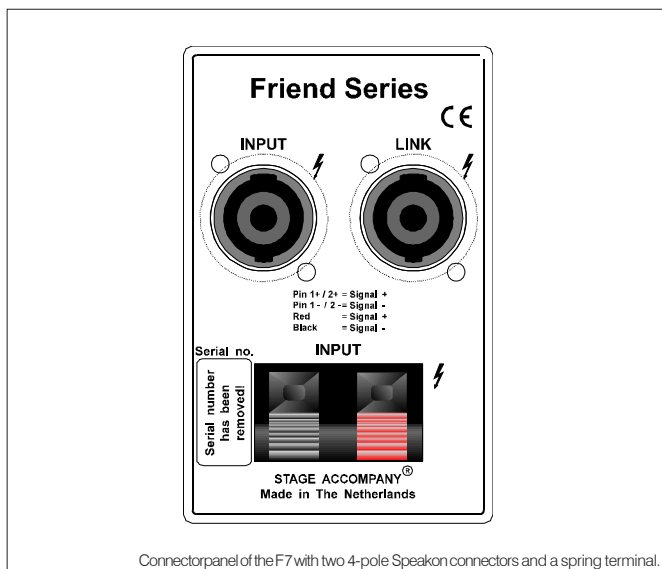
The F7 has two 4-pole Speakon connectors ("input", "link") and one spring-terminal connector (for connecting loose wires). When using Speakon connectors you can use the "input" socket for signal input; in case you want to connect several F7 cabinets to the same channel, the "link" socket can be used. Caution! When linking, make sure nominal impedance stays within amplifier specification! When using the spring-terminals, be aware of the right polarity (see connector panel).

## Options

The F7 cabinet is available SA Black. Through "Multi Color Option", the F7 can be supplied in any RAL color. Available brackets are: adjustable U-bracket for wall/ceiling mounting and a fork/swivel bracket for stand or truss mounting. Both brackets can be fitted with a standmount adapter, a TV-pin or a truss clamp. The connector adapters can also be mounted directly onto the cabinet (on M 8 nut).

## Mounting system

The F7 can be mounted in a wide variety of positions. Two M 8 nuts are located on the top and bottom of the cabinet for attaching specific mounting brackets. The M 6 nuts on the back enable use of OmniMount 50-series, MultiMount-8 brackets or equivalent. For attaching the bracket to the cabinet, please remove the specific inserted plastic caps.



Connectorpanel of the F7 with two 4-pole Speakon connectors and a spring terminal.

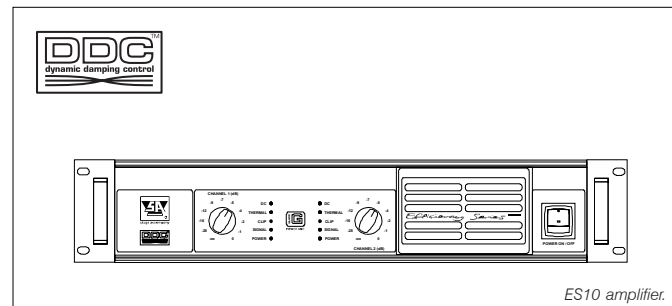
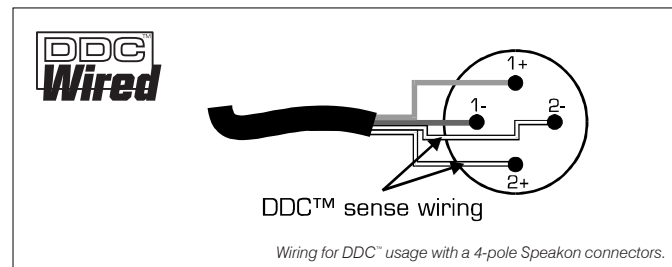
## Dynamic Damping Control DDC™

For absolute top quality sound reproduction, the F7 is completely pre-wired for Dynamic Damping Control™. The DDC™ system is based on two additional (loudspeaker) wires between speaker and the (SA) amplifier. Through these "sense" wires, the DDC™ circuitry in the amplifier compensates speaker cable and connector resistance, ensuring maximum control over the speaker cone movement.

Furthermore, with DDC™, distortion is reduced substantially.

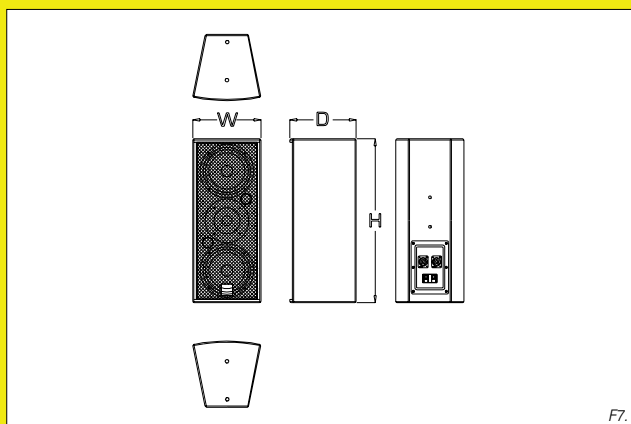
## Recommendation

To use the F7 we recommend the ES10 power amplifier. This amplifier is standard equipped with DDC™, resulting in a virtually infinite damping factor at the speaker terminals. To use the DDC™ system with an ES10 amplifier, use 4-core speaker cable. The ES10's Extended Function Network ("EFN™") provides dedicated filtering, power optimizing and protection for the F7 (EFN-DP).



## Technical specifications

Frequency response	: 80 Hz - 20 kHz (+/- 3dB)
Drivers	: 2 x 5" LF drivers, 1 x 1" ferrofluid cooled soft dome tweeter
Cross-over frequency	: 3000 Hz
Nominal impedance	: 8 Ohm
Sensitivity @ 1W/1m	: 92 dB
Max. RMS power	: 140 W
Max. Peak power	: 300 W
SPL program/peak (dB)	: 113/116
Dispersion (2 kHz H x V)	: 120° x 90°
Color	: SA Black, other colors on request
Front	: Metal grille
Connectors	: 2 x 4 pole Speakon, 1 x Input, 1 x Link, 1 x spring terminal
Physical dimensions (h x w x d)	: 428 x 176 x 173 mm (16.9 x 6.9 x 6.8 in.)
Weight	: 6 kg (13.2 lb)
Warranty	: 5 years limited (1 year on "moving parts")



Stage Company  
Anodeweg 4  
1627 LJ HOORN  
The Netherlands  
Tel: +31 (0)229 282930  
Fax: +31 (0)229 282920  
E-mail: info@StageCompany.com

© Copyright 2001-2005 Stage Company.

The information in this document is continually being developed. Whilst every effort has been made to make it as accurate as possible, no warranty of accuracy is made or implied by the makers. Stage Company shall have neither liability, nor responsibility to any person or entity with respect to loss or damages in connection with or arising from the information contained in this document.

[www.StageCompany.com](http://www.StageCompany.com)

**That's How Music Should Sound!**